



# [YN]

YOUNG NAILS



## COURSE INFORMATION 2022

**REAL FINANCIAL INDEPENDENCE. YOUNG NAILS WILL SHOW YOU HOW**

### *About Us*

Young Nails customer service is no joke. We are passionate about being your support system. We're obsessed with it, really. We have done everything in our power to create the very best in the business.

Want amazing tools? You got it. Interested in quality product? No problem. Looking to boost your skills with some serious education? .... Hello that's our middle name. Need a quick tutorial, have a question or just want someone to talk to?

Hit us up, a friendly and informed voice is just a call away. We're a success only if you are a success. There's just no other way. It's all about you!

## **Because it's all about you. True**

**[YN]**  
YOUNG NAILS

# INDEX

- 1. Training Centres**
- 2. What you will learn**
- 3. Salon Success Acrylic**
- 4. Salon Success Gel**
- 5. Salon Success Gel (Already qualified in Acrylic)**
- 6. Salon Success Acrylic & Gel**
- 7. Imagination Art**
- 8. Add On Course**
- 9. Conversion Acrylic & Gel**
- 10. Conversion Acrylic & Gel (Combo)**
- 11. Workshops**
- 12. Personalised Training**
- 13. Electric File Add on to course**
- 14. How to Book a Course**
- 15. Terms & Conditions**
- 16. What to bring with**
- 17. Course dates**
- 18. Registration form**

# **YOUNG NAILS MENTORS**

**CONTACT OUR HEAD OFFICE TO ENQUIRE ABOUT A  
MENTOR TRAINING IN YOUR AREA**

**Kempton Park Head Office  
Amanzimtoti  
Benoni  
Bloemfontein  
Brackenfell (Cape North)  
Centurion  
Fourways  
Glenvista  
Harare (Citizens of Zimbabwe Only)  
Heidelberg (Gauteng)  
Jeffrey's Bay  
Knysna  
Middelburg  
Namibia  
Orkney  
Paarl  
Potchefstroom  
Pretoria North  
Pretoria East  
Randburg  
Roodepoort  
Springs  
Strand (Cape Town)  
Vanderbijlpark  
Witbank**

# WHAT YOU WILL LEARN

## THEORY

- [YN] Nail Anatomy
- [YN] Nail Structure
- [YN] Health & Safety
- [YN] Nail Diseases & Disorders
- [YN] Business Skills

## INTENSIVE TRAINING – PRACTICAL IN CLASS TRAINING

- [YN] Product Knowledge
- [YN] Product Formulation
- [YN] Hand File Techniques
- [YN] Overlay on Natural Nails
- [YN] Correct Form Fitting
- [YN] Sculpture – Acrylic & Gel
- [YN] Reverse Technique
- [YN] Tip Application (Demonstration)
- [YN] Fills & Rebalance Fill
- [YN] Electric Filing Techniques

**Please note: Students will no longer learn the old traditional technique.**

*All our training academies are equipped with the necessary equipment for you to be trained in, on highest standards. Our courses are in line with training in the USA as well as worldwide. It is formulated the same as the OWC (one week course) offered by Greg Salo. Demonstrations offer a range of workshops to increase your income and push your potential to the maximum.*

***Prepare to be WOWED!!!! Be part of a team and family.***

# SALON SUCCESS ACRYLIC AND ELECTRIC FILING

*Equipped with enough products for approximately 50 sets of nails*

## **KIT INCLUDES:**

**[YN] PROFESSIONAL ACRYLIC KIT (Full size kit, value of contents R7170.00)**



- |                                   |                                  |
|-----------------------------------|----------------------------------|
| [YN] 2 x 6 oz Nail Liquid         | [YN] Ultimate Finish Gel         |
| [YN] 45g XXX White Acrylic Powder | [YN] Natural Assorted Tips 50    |
| [YN] 45g Core Pink                | [YN] Clear Assorted Tips 50      |
| [YN] 45g Clear Acrylic Powder     | [YN] Handled Manicure Brush      |
| [YN] 45g Natural Acrylic Powder   | [YN] Brush on Glue               |
| [YN] 45g White Acrylic Powder     | [YN] File – 100/100 White File   |
| [YN] Protein Bond                 | [YN] File – 150/150 Zebra File   |
| [YN] YNI Acrylic Sculptor Brush   | [YN] File - 180/180 Sponge File  |
| [YN] 8 oz Swipe                   | [YN] File – 180 / 180 Combo File |
| [YN] 1 oz Rose Oil (with dropper) | [YN] File – 240/240 Combo File   |
| [YN] 100 Artistic Nail Forms      | [YN] Dampen Dish Glass Clear     |

You will also get the following product added to your kit when you book your course

[YN] 45g Cover Powder

[YN] SlickPour Powder

[YN] Scissors

[YN] 125ml Artificial Nail Soak

[YN] 2 x 25g Single Mixing Jar

**PRICE: R9 370.00**

**DAYS: 5**

**1 Model needed – On Day 5**

**On day 4 you will do a set on your own hand.**

***Students to bring their own hand sanitiser and Nail Trainer Hand***

# SALON SUCCESS GEL AND ELECTRIC FILING

*Packed with all the synergy gel products necessary*

## **KIT INCLUDES:**

**[YN] PROFESSIONAL GEL KIT (full size kit, value of contents R9531.70)**



- |                                 |                                 |
|---------------------------------|---------------------------------|
| [YN] 15g Base Gel               | [YN] 20 Nail Wipes              |
| [YN] 15g Build Gel              | [YN] 100 Nail Forms             |
| [YN] 15g Flex Gel               | [YN] Natural Assorted Tips x 50 |
| [YN] 15g Concealer Pink Gel     | [YN] Clear Assorted Tips x 50   |
| [YN] 15g Clear Sculptor Gel     | [YN] Handled Manicure Brush     |
| [YN] 15g White Sculptor Gel     | [YN] Brush on Glue              |
| [YN] 15g Finish Sealer Gel      | [YN] File – 100/100 White File  |
| [YN] YN Gel Sculptor Brush      | [YN] File – 150/150 Zebra File  |
| [YN] Protein Bond               | [YN] File – 180/180 Combo File  |
| [YN] 8 oz Swipe                 | [YN] File – 180/180 Sponge File |
| [YN] 1 oz Rose Oil with Dropper | [YN] File – 240/240 Combo File  |

You will also get the following product added to your kit when you book your course

[YN] Glitter  
[YN] Scissors

[YN] UV/LED Lamp

[YN] Cuticle Wood Stick

**PRICE: R10 700.00**

**DAYS: 5**

**1 Model needed – On Day 5 (Beginners)**

*Students to bring their own hand sanitiser and Nail Trainer Hand*

# GEL AND ELECTRIC FILING (ADD ON SSA)

***This option is for students who have ALREADY COMPLETED their Acrylic Training***

***Packed with all the synergy gel products necessary***

## **KIT INCLUDES:**

**PROFESSIONAL GEL KIT (full size kit, value of contents R9531.70)**



- |                                 |                                 |
|---------------------------------|---------------------------------|
| [YN] 15g Base Gel               | [YN] 20 Nail Wipes              |
| [YN] 15g Build Gel              | [YN] 100 Nail Forms             |
| [YN] 15g Flex Gel               | [YN] Natural Assorted Tips x 50 |
| [YN] 15g Concealer Pink Gel     | [YN] Clear Assorted Tips x 50   |
| [YN] 15g Clear Sculptor Gel     | [YN] Handled Manicure Brush     |
| [YN] 15g White Sculptor Gel     | [YN] Brush on Glue              |
| [YN] 15g Finish Sealer Gel      | [YN] File – 100/100 White File  |
| [YN] YN Gel Sculptor Brush      | [YN] File – 150/150 Zebra File  |
| [YN] Protein Bond               | [YN] File – 180/180 Combo File  |
| [YN] 8 oz Swipe                 | [YN] File – 180/180 Sponge File |
| [YN] 1 oz Rose Oil with Dropper | [YN] File – 240/240 Combo File  |

You will also get the following product added to your kit when you book your course

[YN] Glitter

[YN] UV/LED Lamp

[YN] Cuticle Wood Stick

**PRICE: R8 500.00**

**DAYS: 3**

**1 Model needed – On Day 3**

***Students to bring their own hand sanitiser and Nail Trainer Hand***

# SALON SUCCESS

## ACRYLIC & GEL & ELECTRIC FILING

**[YN] KIT INCLUDES: PROFESSIONAL ACRYLIC & GEL KIT (full size kit, value of contents R14936.70)**



- |                                   |                                  |
|-----------------------------------|----------------------------------|
| [YN] 2 x 6 oz Nail Liquid         | [YN] Ultimate Finish Gel         |
| [YN] 45g XXX White Acrylic Powder | [YN] Natural Assorted Tips 50    |
| [YN] 45g Core Pink                | [YN] Clear Assorted Tips 50      |
| [YN] 45g Clear Acrylic Powder     | [YN] Handled Manicure Brush      |
| [YN] 45g Natural Acrylic Powder   | [YN] Brush on Glue               |
| [YN] 45g White Acrylic Powder     | [YN] File – 100/100 White File   |
| [YN] Protein Bond                 | [YN] File – 150/150 Zebra File   |
| [YN] YNI Acrylic Sculptor Brush   | [YN] File - 180/180 Sponge File  |
| [YN] 8 oz Swipe                   | [YN] File – 180 / 180 Combo File |
| [YN] 1 oz Rose Oil (with dropper) | [YN] File – 240/240 Combo File   |
| [YN] 100 Artistic Nail Forms      | [YN] Dampen Dish Glass Clear     |

and



- |                                 |                                 |
|---------------------------------|---------------------------------|
| [YN] 15g Base Gel               | [YN] 20 Nail Wipes              |
| [YN] 15g Build Gel              | [YN] 100 Nail Forms             |
| [YN] 15g Flex Gel               | [YN] Natural Assorted Tips x 50 |
| [YN] 15g Concealer Pink Gel     | [YN] Clear Assorted Tips x 50   |
| [YN] 15g Clear Sculptor Gel     | [YN] Handled Manicure Brush     |
| [YN] 15g White Sculptor Gel     | [YN] Brush on Glue              |
| [YN] 15g Finish Sealer Gel      | [YN] File – 100/100 White File  |
| [YN] YN Gel Sculptor Brush      | [YN] File – 150/150 Zebra File  |
| [YN] Protein Bond               | [YN] File – 180/180 Combo File  |
| [YN] 8 oz Swipe                 | [YN] File – 180/180 Sponge File |
| [YN] 1 oz Rose Oil with Dropper | [YN] File – 240/240 Combo File  |

You will also get the following product added to your kit when you book your course

- |                         |                                 |                          |
|-------------------------|---------------------------------|--------------------------|
| [YN] 45g Cover Powder   | [YN] 125ml Artificial Nail Soak | [YN] 2 x 25g Mixing Jars |
| [YN] UV / LED Lamp      | [YN] Scissors                   | [YN] Glitter             |
| [YN] Cuticle Wood Stick | [YN] SlickPour Powder           |                          |

**PRICE: R17 600.00**

**DAYS: 8**

**2 Models needed:**

**One on day 5 (Acrylic) & One on day 8 (Gel)**

**Note that these courses will not necessarily run directly after each other.  
One may be scheduled in one month, and the other in another month.**

***Students to bring their own hand sanitiser and Nail Trainer Hand***



# IMAGINATION ART - ACRYLIC DESIGNS

Be moved by the imagination in you with the help of your Mentor  
For any Acrylic Qualified Technicians



**KIT INCLUDES:** PROFESSIONAL IMAGINATION ART KIT (full size kit, value of contents R2 000.00)

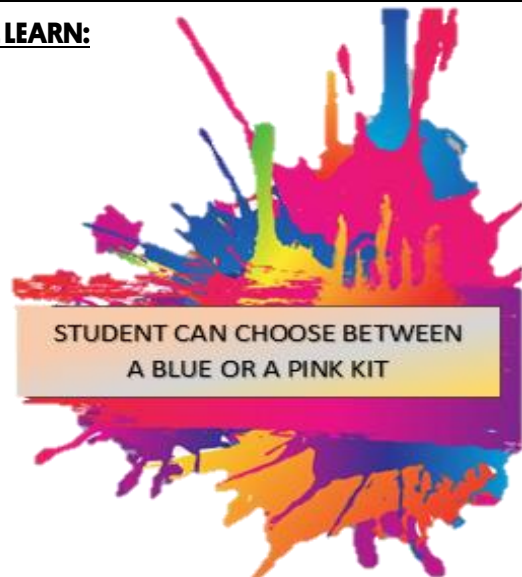


[YN] 4 x 7.5g Slick Pour Art Powders  
[YN] 2 x Imagination Art Glitters  
[YN] 1 x Mixing Jar  
[YN] 1 x Mylar  
[YN] 1 x Confetti Small

[YN] 1 x Into You Netting  
[YN] 20 Nail Swatches  
[YN] 1 x 3D Flower Brush  
[YN] 15ml Liquid Art

## WHAT YOU WILL LEARN:

[YN] How to encapsulate Mylar / Confetti  
[YN] How to do Impression Designs  
[YN] How to do Specific Line Designs  
[YN] How to do Double Smile Lines  
[YN] How to do Marbling  
[YN] How to do a Glitter Fade  
[YN] How to Create a Smoky Acrylic Design  
[YN] How to do a Vertical Ombré  
[YN] How to do a Horizontal Ombré  
[YN] How to do Basic 3D Flower  
[YN] How to do a 3D Rose  
[YN] How to create a Blocked Free Edge



**PRICE: R2 200.00**

**DAYS: 1**

**No models needed but an assignment must be completed**

*Students to bring their own hand sanitiser and Nail Trainer Hand*



**INTRODUCING LUX ON**



# TRAINING IN ACRYLIC AND ELECTRIC FILING

*Lux On, in Association with Young Nails South Africa is an elite, more affordable product. You can now enjoy the benefit of getting trained in all of the Young Nails techniques but using the new Lux On Brand, at a reasonable, cost effective Price.*



## **KIT INCLUDES:**

**PROFESSIONAL ACRYLIC KIT to the value of approximately R3000.00**



- |                                 |                            |
|---------------------------------|----------------------------|
| 1 x 250ml Nail Liquid           | 1 x Glass Dampen Dish      |
| 1 x 30g Clear Acrylic Powder    | 1 x 150 / 150 Hand File    |
| 1 x 30g White Acrylic Powder    | 1 x 180 / 180 Hand File    |
| 1 x 30g Pink Acrylic Powder     | 1 x 180/180 Sponge File    |
| 1 x 30g Soft White Powder       | 50 x Assorted Tips         |
| 1 x 9ml Bond On                 | 1 x Nail Glue              |
| 1 x 10ml Shine On Top Coat      | 100 Sculpture Forms        |
| 1 x 9ml Cuticle Oil             | 1 x Handled Manicure Brush |
| 1 x No 8 Kolinsky Acrylic Brush | 1 x Scissor                |
| 1 x 240ml Prep On               | 1 x Cuticle Wood Stick     |
| 1 x Colour Acrylic              |                            |

**Introductory Offer from 1 October 2022**

**PRICE: R6 000.00**

**DAYS: 5**

**1 Model needed – On Day 5**

**On day 4 you will do a set on your own hand.**

***Students to bring their own hand sanitiser and Nail Trainer Hand***

# IMPROVE YOUR SKILLS WITH THE FOLLOWING WORKSHOPS

**You can add the following workshops to your training and improve your Shaping and Top Surface Gel Art Skills**



**Would you like to add something extra to your Gel and Acrylic Course? Then these add on workshops is ideal for you. You will not only do the normal Acrylic or Gel Courses, but can add an extra workshop and learn amazing new skills. One Day offers Customised Shaping and 2 x additional Half day workshops offers you training in how to Perfect your Gel Polish Application Skills and the other Half day Workshop teaches you how to create stunning Top Surface Gel Art Designs. The choice is yours.**

# CUSTOMISED SHAPING

- [YN] Bring your Acrylic and/or Gel Kit along
- [YN] Ensure you have YN Nail Forms to use



## **Customised Shaping Training Includes:**

- [YN] Technical Points on Structure and Shapes
- [YN] Square Nails
- [YN] Tapered Square Nails
- [YN] Round Nails
- [YN] Oval Nails
- [YN] Almond Nails
- [YN] Stiletto Nails
- [YN] Coffin Nails



***Students to bring their own hand sanitiser and Nail Trainer Hand***



# GEL APPLICATION WORKSHOP

## (Top surface & Toenail Application)

### WORKSHOP 1 – PERFECTING YOUR GEL POLISH APPLICATION

In this workshop we cover various Nail Polish and Gel Polish Application Techniques helping you create several designs using these mediums. This workshop will help you set the foundation of Gel Application and create the basis in preparation of Workshop 2 - Top Surface Gel Art Designs.



#### [YN] GEL POLISH APPLICATION KIT INCLUDES:

[YN] 1 x Caption Conversion Base  
[YN] 1 x Caption Conversion Top  
[YN] 1 x Caption Polish  
[YN] 1 x Caption Base  
[YN] 1 x Caption Top  
[YN] 1 x Nail Brush #6  
[YN] 1 x Gel Brush detachable #4

[YN] 1 x Mani Q Top  
[YN] 1 x Mani Q Base  
[YN] 1 x Mani Q White 101  
[YN] 1 x Mani Q Black 101  
[YN] 1 x Mani Q Pink 101/102  
[YN] 1 x Fine Glitter  
[YN] 1 x Go Time

#### Gel Polish Application Training Includes:

[YN] How to convert Caption Polish into a gel  
[YN] How to use Slickpour with Caption Conversion (Dip System)  
[YN] How to apply French Manicure soft gel  
[YN] How to apply Go Time  
[YN] How to apply Caption Polish  
[YN] How to create a Vertical Ombré  
[YN] How to create a Horizontal Ombré  
[YN] How to do a Glitter Press  
[YN] How to do Sugaring

***Students to bring their own bristle Make-up Brush and Nail Trainer Hand***


**PRICE: R2 600.00**

**DURATION: 4 Hours**

# TOP SURFACE GEL ART DESIGNS

## OPTION 2 – TOP SURFACE GEL ART DESIGNS

Creating Gel Art Designs is made easy with this great workshop, teaching you how to create awesome Top surface Gel Art Designs, popular in salons. Offer your clients something extra by completing this workshop and feel like a true Nail Artist.



### **[YN]** GEL ART DESIGNS KIT INCLUDES:

- [YN] 1 x Mission Control Colour (Black/White)
- [YN] 1 x Chrome Powder
- [YN] 1 x Spider Gel
- [YN] 2 x Neon Pigments
- [YN] 25 x Swatches
- [YN] 1 x Striping Brushes (3 Pack)
- [YN] 1 x Pretty Nail Sequins (White/Silver)

- [YN] 1 x Soft Foil
- [YN] 1 x Transfer Foil
- [YN] 1 x Printed Transfer Foil
- [YN] 1 x YN Air Dry Foil Base
- [YN] 1 x Dotting Tool Rainbow
- [YN] 1 x Striping Tape
- [YN] 1 x Rhinestones

### **Gel Art Designs Training Includes:**

- |                                 |                                       |
|---------------------------------|---------------------------------------|
| [YN] How to do full Cover Foils | [YN] How to create a Blooming Design  |
| [YN] How to use Soft Foils      | [YN] How to apply Spider Gel          |
| [YN] How to use Transfer Foils  | [YN] How to use Pigment and Chrome    |
| [YN] How to use Neon Pigments   | [YN] How to do a Cloudy Marble Effect |
| [YN] How to apply Rhinestones   | [YN] How to use Striping Tape         |

**Note that if you have not completed Workshop 1, then the kit for workshop 1 must be purchased  
At a cost of R2130.00**

**Students who are not YN Qualified must purchase an Ultimate Finish Sealer in addition to the first kit  
At a cost of R270.00**

**PRICE: R1250.00**

**DURATION: 4 Hours**

**[YN]**  
YOUNG NAILS

# CONVERSION ACRYLIC

**Conversion courses are only for qualified nail technicians. You may only convert in the system you are currently qualified in (Acrylic or Gel Sculpture). Proof of education needed if you wish to enrol.**



**KIT INCLUDES: ULTIMATE PROFESSIONAL ACRYLIC KIT - (full size kit, value of contents R 5461.00)**



- |                                     |                                   |
|-------------------------------------|-----------------------------------|
| [YN] 2 x 6 oz Nail Liquid           | [YN] Natural Assorted Tips 50     |
| [YN] 45g Speed Clear Acrylic Powder | [YN] Clear Assorted Tips 50       |
| [YN] 45g Cover Pink Acrylic Powder  | [YN] Handled Manicure Brush       |
| [YN] 45g Speed White Acrylic Powder | [YN] Brush on Glue                |
| [YN] 45g Cover Blush Acrylic Powder | [YN] Plastic Liquid Dropper       |
| [YN] 15g Kitty Blitz                | [YN] File – 100/100 White File    |
| [YN] 15g Flash and Burn             | [YN] File – 150/150 Zebra File    |
| [YN] Protein Bond                   | [YN] File – 180/180 Combo File    |
| [YN] YNI Acrylic Sculptor Brush     | [YN] File – 180 / 180 Sponge File |
| [YN] 8 oz Swipe                     | [YN] File – 240/240 Combo File    |
| [YN] 1 oz Rose Oil (with dropper)   | [YN] Dampen Dish Glass Clear      |
| [YN] Ultimate Finish Gel            |                                   |

**PRICE: R6 500.00**

**DAYS: 5**

**1 Model needed – One on day 5  
On day 4 you will do a set on your own hand.**

# CONVERSION GEL



**KIT INCLUDES: PROFESSIONAL GEL KIT (full size kit, value of contents R5 839)**



- |                                 |                                 |
|---------------------------------|---------------------------------|
| [YN] 15g Base Gel               | [YN] 20 Nail Wipes              |
| [YN] 15g Build Gel              | [YN] 100 Nail Forms             |
| [YN] 15g Flex Gel               | [YN] Natural Assorted Tips x 50 |
| [YN] 15g Concealer Pink Gel     | [YN] Clear Assorted Tips x 50   |
| [YN] 15g Clear Sculptor Gel     | [YN] Handled Manicure Brush     |
| [YN] 15g White Sculptor Gel     | [YN] Brush on Glue              |
| [YN] 15g Finish Sealer Gel      | [YN] File – 100/100 White File  |
| [YN] YN Gel Sculptor Brush      | [YN] File – 150/150 Zebra File  |
| [YN] Protein Bond               | [YN] File – 180/180 Combo File  |
| [YN] 8 oz Swipe                 | [YN] File – 180/180 Sponge File |
| [YN] 1 oz Rose Oil with Dropper | [YN] File – 240/240 Combo File  |

**PRICE: R6 500.00**

**DAYS: 3**

**1 Model needed - One on day 3**





# CONVERSION ACRYLIC & CONVERSION GEL

**[YN]**  
YOUNG NAILS

**KIT INCLUDES: ULTIMATE PROFESSIONAL ACRYLIC & PROFESSIONAL GEL KIT**  
(Full size kit, value of contents R10 600.87)



- |                                     |                                   |
|-------------------------------------|-----------------------------------|
| [YN] 2 x 6 oz Nail Liquid           | [YN] Natural Assorted Tips 50     |
| [YN] 45g Speed Clear Acrylic Powder | [YN] Clear Assorted Tips 50       |
| [YN] 45g Cover Pink Acrylic Powder  | [YN] Handled Manicure Brush       |
| [YN] 45g Speed White Acrylic Powder | [YN] Brush on Glue                |
| [YN] 45g Cover Blush Acrylic Powder | [YN] Plastic Liquid Dropper       |
| [YN] 15g Kitty Blitz                | [YN] File – 100/100 White File    |
| [YN] 15g Flash and Burn             | [YN] File – 150/150 Zebra File    |
| [YN] Protein Bond                   | [YN] File – 180/180 Combo File    |
| [YN] YNI Acrylic Sculptor Brush     | [YN] File – 180 / 180 Sponge File |
| [YN] 8 oz Swipe                     | [YN] File – 240/240 Combo File    |
| [YN] 1 oz Rose Oil (with dropper)   | [YN] Dampen Dish Glass Clear      |
| [YN] Ultimate Finish Gel            |                                   |

**And**



- |                                 |                                 |
|---------------------------------|---------------------------------|
| [YN] 15g Base Gel               | [YN] 20 Nail Wipes              |
| [YN] 15g Build Gel              | [YN] 100 Nail Forms             |
| [YN] 15g Flex Gel               | [YN] Natural Assorted Tips x 50 |
| [YN] 15g Concealer Pink Gel     | [YN] Clear Assorted Tips x 50   |
| [YN] 15g Clear Sculptor Gel     | [YN] Handled Manicure Brush     |
| [YN] 15g White Sculptor Gel     | [YN] Brush on Glue              |
| [YN] 15g Finish Sealer Gel      | [YN] File – 100/100 White File  |
| [YN] YN Gel Sculptor Brush      | [YN] File – 150/150 Zebra File  |
| [YN] Protein Bond               | [YN] File – 180/180 Combo File  |
| [YN] 8 oz Swipe                 | [YN] File – 180/180 Sponge File |
| [YN] 1 oz Rose Oil with Dropper | [YN] File – 240/240 Combo File  |

**PRICE: R11 000.00**

**DAYS: 8**

**2 Models needed - One on day 5 (Acrylic)  
One on day 8 (Gel)**

**Acrylic: On Day 4 you will do a set on your own hand**

**Gel: On Day 3 you will do a set on your own hand**

**Note that these courses do not have to be taken directly after each other.  
One can be done in one month, and the other in another month.**

**[YN]**  
YOUNG NAILS

# ADDITIONAL WORKSHOPS

**WATCH OUR SOCIAL MEDIA PAGES FOR MORE DETAILS AND DATES FOR WORKSHOPS IN YOUR AREA  
PRODUCTS WILL BE SUPPLIED DURING THE COURSE, UNLESS OTHERWISE SPECIFIED**



## MISSION CONTROL PRECISION PAINT BASIC 101 WORKSHOP



### **Kit Includes:**

- [YN] 1x 25 Nail Swatches
- [YN] 1x Mission Control kit which includes:
  - Micro detailer brush
  - 12 Mission Control Colours  
(Overdrive/Fizz/Clutch/Orbit/Solar/Sonic/  
Giant/Molten/Tazer/Power Up/ Clash/ Mega Jam)

### **Learn how to do:**

- [YN] How to do an Ombré with Mission Control
- [YN] How to draw various patterns and Lines
- [YN] Learn the Art of Painting
- [YN] The designs as illustrated will be taught



**PRICE: R1750.00**

**DAYS:1**



# ADDITIONAL WORKSHOPS

**WATCH OUR SOCIAL MEDIA PAGES FOR MORE DETAILS AND DATES FOR WORKSHOPS IN YOUR AREA  
PRODUCTS WILL BE SUPPLIED DURING THE COURSE, UNLESS OTHERWISE SPECIFIED**



## MISSION CONTROL PRECISION PAINT INTERMEDIATE WORKSHOP




### **Kit Includes:**

- [YN] 1x 25 Nail Swatches
- Students to bring their own Mission control Kit with a micro detailer brush.

### **Learn how to do:**

- [YN] How to do an Ombré with Mission Control
- [YN] How to draw various patterns and Lines
- [YN] Learn the Art of Painting
- [YN] The designs as illustrated will be taught



**PRICE: R700.00**

**DAYS: 1**



# ADDITIONAL WORKSHOPS

**WATCH OUR SOCIAL MEDIA PAGES FOR MORE DETAILS AND DATES FOR WORKSHOPS IN YOUR AREA  
PRODUCTS WILL BE SUPPLIED DURING THE COURSE, UNLESS OTHERWISE SPECIFIED**



## FULL COVER TIP APPLICATION



### Kit Includes:

- [YN] 50 x Full Cover Tips (It will either be Almond / Stiletto / Coffin)
- [YN] 7.5g Mani Q Clear Gel
- [YN] Young Nails Tube Glue
- [YN] Mini Buffer
- [YN] Throw Away 150 File

### Learn how to do:

- [YN] How to use a Full Cover Tip as a Press On Nail
- [YN] How to use Full Cover Tips in the Salon as an Express Service
- [YN] How to combine Full Cover Tips with Gel Application
- [YN] How to strengthen a Full Cover Tip
- [YN] How to Secure full Cover Tips with Glue
- [YN] How to Secure full Cover Tips with Gel



**Students must have done Workshop Option 1 (Gel Application) in order to attend this class.**

**The kit from Workshop 1 must be brought with to this class**

**Bring your own Nail Trainer Hand and Practice Tips (Assorted Sizes)**

**Also Bring: 150 Zebra File / Protein Bond and Swipe**



# PERSONALISED TRAINING



**Are you feeling overwhelmed? Are there certain techniques you require assistance with? Do you need particular training which concentrates on the areas you are specifically struggling with?**

**Then this personalised training is for you. These classes offer training where your specific training requirements will be met. Be it: Structure, Product Application, Acrylic or Gel Systems, Cuticle Application, Overlays etc. Whatever it is you are struggling with – we will help you improve your skills.**

**Don't despair – book your spot and become a better and improved Nail Technician today.**



**One on One : One student with a mentor    PRICE: R750.00**

**One on Two : Two students with a mentor    PRICE: R600.00**

**One on Four : Four students with a mentor    PRICE: R350.00**

**DURATION: 3.5 Hour Slots**





# **\*\* HIGHLY RECOMMENDED \*\***

## **YOUNG NAILS ELECTRIC FILE**

**[YN]**  
YOUNG NAILS  
E-FILE



**Compact & Light weight design ideal for travel**

**To help keep your salon ahead of the high traffic season of nails, we are excited to offer the new YN E-File. Its compact design comes packed with amazing features:**

**Digital Design**

**Faceplate dial for setting your speed**

**Max Speed 30,000 RPM's**

**Forward / Reverse switch that maintains its rotating position**

**Universal Power Convertible 110v – 240v**

**Prevents Carpel Tunnel Syndrome**

**With so much to offer, you don't want to miss out**

### **Includes**

- [YN]** Mandrel
- [YN]** 10x Sanding Bands
- [YN]** Coarse Safety Bit (Right or –Left Handed)

**PRICE R9 165.00**

***Note that Bits are ONLY included if the Unit is Purchased in conjunction with the Course***

**[YN]**  
YOUNG NAILS

# WHAT ARE YOU WAITING FOR?



## BOOK NOW!!

# HOW TO BOOK A COURSE?

## **FOLLOW THESE 8 EASY STEPS TO BOOK YOUR FUTURE!!**

1. Choose the course you would like to attend.
2. Contact our Head Office Marketing Team to confirm your Course dates and the Training Centre you would like to attend at on [marketing@youngnails.co.za](mailto:marketing@youngnails.co.za) / 011 393 2791. (Course dates for different training centres could vary from Head Office).
3. Confirm Banking Details for the Training Centre / Mentor of your Choice.
4. Complete the attached registration form and Email the fully completed form as well as a copy of your ID, as well as your proof of payment to: [marketing@youngnails.co.za](mailto:marketing@youngnails.co.za)
5. For any workshop bookings kindly email: [marketing@youngnails.co.za](mailto:marketing@youngnails.co.za).
6. Pay a non-refundable deposit of R1 500.00 into the bank account of the specific Training Centre / Mentor you will be attending at, to confirm your booking. The deposit is non-refundable. The balance of the outstanding amount MUST be paid in full by no later than 7 BUSINESS DAYS before the class starts.
7. The following forms will be sent to you by Head Office, which must be completed by yourself and sent back to us at [marketing@youngnails.co.za](mailto:marketing@youngnails.co.za)
  - Registration Form
  - Restraint of Training and Supplying of Product & Declaration of Payment.
  - Commitment Form
  - ID Copy

***Congratulate yourself for choosing the best!!!!***

## **BANKING DETAILS FOR HEAD OFFICE IN KEMPTON PARK**

YOUNG NAILS CC  
STANDARD BANK  
KEMPTON PARK  
ACC NO: 020 226 268  
BRANCH: 012442  
CHEQUE ACCOUNT

***PLEASE CONFIRM THE BANKING DETAILS FOR  
YOUR SELECTED MENTOR AS WELL AS TRAINING DATES  
EACH BRANCH HAS THEIR OWN BANKING DETAILS***



# URGH... T'S & C'S

- [YN] All Mentors have scheduled course dates. Students must attend class every day during that specific period unless otherwise arranged with the mentor.
- [YN] If a student cannot attend class or have to leave early, a written letter must be handed in.
- [YN] Should a student fail to finish the course during the scheduled course dates, the student will have an additional 2 days to complete the course. Failure to complete the course in that period will result in a penalty of R300 per day, for every additional day.
- [YN] Should a student fail any theory exam they will have to re-write the exam
- [YN] Should a student not complete the hours training in full and has decided to return for the scheduled practical examinations, the student will be allowed to do the examinations. Should the student not pass the practical examination, the student will have to pay R250 penalty per practical examination not passed.
- [YN] Only Young Nails products are allowed to be used during exams.
- [YN] Should a student miss the practical examination dates, the student will have to pay a penalty of R250 per practical exam. Only a valid doctor's note will be accepted as a valid excuse.
- [YN] However, when a student completed the required hours of training and do not pass the practical examination, no cost will be involved and the student will have to reschedule to do the practical examination again.
- [YN] **The student must complete the entire course and exams within 3 months of the chosen course start date. The student will have to attend a refresher course should the student not comply with this. New exam dates must be arranged with the Mentor within 3 months of the initial course date, should the student not attend the initial set out practical exam dates. The student will have to start with a new course with full fees payable, if the student did not complete the practical exams within 6 months of the start date of initial enrolment. The onus lies with the student to arrange with the Mentor for new practical or theory exam dates. The students file will be closed at Head Office if the student did not complete their practical exams within 6 months.**
- [YN] Diploma costs are included in the course price. (*You will only be charged for diplomas if you request a reprint at a later stage.*) Diplomas will only be issued after completion of theory and practical examinations and only after head office received ALL paperwork.
- [YN] **There is a 3 week waiting period from the date head office received all paperwork from the mentor.**
- [YN] Student must be 16 years of age or older, be able to understand, speak and write in the English language.
- [YN] **Courses are strictly from 09h00 – 16h30. Students will miss the class if late.**
- [YN] Items included in the kits cannot be exchanged.
- [YN] Please bring your own refreshments or lunch.

# WHAT DO YOU NEED TO BRING WITH?

[YN] Cotton Wool, Earbuds and Savlon (Small)


[YN] Toe Nail Clippers

[YN] Pen and ruler or Veneer (For Measuring Lengths)

[YN] Please bring your own Refreshments

[YN] Minimum age is 16 and Grade 10

**[YN]**  
YOUNG NAILS



**[YN]**  
YOUNG NAILS

# COVID 19 PROTOCOLS TO FOLLOW

- No Towels are permitted. Paper Towels will be provided.
- Disinfectant will be provided.
- All Students must have 2 x Face Masks (One to wear and one as backup).
- A Face Shield and Mask must be worn at all times
- Disposable Gloves and Disposable Aprons must be worn at all times.
- No beverages will be served. Students can bring their own bottled water to drink and/or flask of coffee and warm water.
- Students own Cups, water bottles, cutlery, Tupperware etc. must be taken home to wash or disposed of.
- A new set of hand files must be purchased to use on day 5 when doing your model.
- All trash must be put in your own plastic disposable bag and taken away with you at the end of the day to discard at home.
- No tissues or personal disposables will be permitted to be thrown in our dustbins.
- Young Nails will provide plastic bags for disposal.
- No cell phones or handbags will be permitted in the training room.
- Only brand-new files may be used on clients.
- Lunch Times must be spent outside or in your vehicle.
- Tables must be disinfected at the beginning and end of every day.
- No eating will be permitted in the training room.
- No smoking will be permitted whilst doing models.
- Hands must be washed and sanitised after each break.
- All other required protocols must be adhered to at all times: Testing Temperature, completed register, sanitising, social distancing etc.

## REGISTRATION FORM



## REGISTRATION FORM (PLEASE COMPLETE IN BLACK INK)

By completing this form, you consent in terms of the Protection of Personal Information Act (PoPI) to your personal information being obtained; utilized and stored by Young Nails South Africa Data Systems

NAME AND SURNAME	
ID NUMBER	
NAME OF COURSE	
COURSE DATE	
MENTOR	
DELIVERY ADDRESS	
NEXT OF KIN NAME & TEL NO	POSTAL CODE:
	Please circle when you will do Nails FULL TIME / PART TIME
APPLICANTS	
HOME	
WORK	
NUMBER	
EMAIL ADDRESS	
PLEASE CIRCLE	OR
5 FAVOURITE COLOURS	1. _____ 2. _____ 3. _____ 4. _____ 5. _____
<b>DECLARATION (PLEASE READ CAREFULLY)</b> <i>I understand that a R1500 deposit is required <u>per system</u> on registration and it will be taken as a cancellation fee should I cancel, irrelevant of the cancelation period. I also fully understand that no refund will be made once I have received my kit. I take notice of any additional charges as explained in the course information. I understand that my Mentor expects my full commitment towards the course. <u>I fully understand that Young Nails South Africa cannot be held responsible for any refunds or credit in any nature if paid to by the Mentor of my choice.</u></i> <i>The onus lies on the Mentor whom I booked with to refund or credit me.</i>	
<ul style="list-style-type: none"> <li>Consumers have the right to cancel any advance reservations, bookings or orders.</li> <li>Suppliers are entitled to request a reasonable, advance deposit for reservations, bookings or orders, depending on the nature of the business and specific circumstances.</li> <li>Suppliers are entitled to impose a reasonable charge for the cancellation of reservations, bookings or orders, depending on the nature of the business and specific circumstances.</li> </ul>	
Where did you hear about Young Nails? (please tick appropriate one) Internet <input type="checkbox"/> Magazine <input type="checkbox"/> Friend <input type="checkbox"/> Other-please _____	
SIGNATURE:	DATE:     /     /

MENTORS HAVE THE RIGHT TO CHARGE AN ADDITIONAL R450 PER DAY IF STUDENTS ARE NOT UP TO STANDARD WITH ADVANCED COURSES OR CONVERSION COURSES AND WHEN THE AMOUNT OF DAYS FOR A SPECIFIC COURSE IS NOT ENOUGH TO MASTER A NEW SKILL. ALL MENTORS WILL USE THEIR OWN JUDGEMENT, BUT WILL NOT ABUSE IT. THIS IS ONLY IN THE BEST INTEREST OF THE STUDENT

